



OPTIMUM IMPLEMENTATION FOR HEALTH AND SAFETY REGULATIONS IN CONSTRUCTION OPERATIONS

Ahmed ABDALLAH

BRITISH COLUMBIA INSTITUTE OF TECHNOLOGY (BCIT), CANADA
CONSTRUCTION MANAGEMENT PROGRAM - UNIVERSITY OF BATH, UK

ABSTRACT

This paper presents the optimum implementation for health and safety regulations that may arise in the field of industrial construction, as well as the ways they can be favorably handled in the design of industrial buildings. Designs should be based primarily on human design factors, while considering the human as the centre of the work environment. Design parameters should be described as a function of both the physical and psychosocial attributes of a person as well as the technical and economical aspects on the design of industrial construction operations. This paper is an examination of the connection that exists between design law, and health and safety for construction operations. The relevant requirements are described, including standards and codes of practice that designing and supervising engineers are obliged to observe. Possible solutions and consequences of development in the production, constructional, and ergonomic field of design are also discussed.

Keywords:

Construction health and safety regulations, industrial organization, technical and economical aspects and work environment

1. INTRODUCTION

Under local space planning, one understands generally the space planning on the district level. However, under local space planning any spatial planning for area units are subordinate to the municipal planning authority. A building permit is only granted when all legal conditions are met. The grant is given if the project corresponds to building code regulations concerning kind, situations, form and use. Moreover, it should not contradict a surface dedication plan, a developmental plan and other public interests, especially security, health, traffic, tourism, the protected landscapes, local concerns and the protection of monuments. The building authority must first decide whether the property for land development is suitable. The answer to this question is decided in their own procedure after some building codes are reviewed.

The choice of the location is one of the most important conditions for the vitality of an enterprise, and the basis of existence on the individual citizen and the affects on the municipality. The land development concept contains the total plan of an industrial plant. This includes the buildings uses and ranges, main traffic routes, registered disposal systems as well as near by property. The result is documented in

the general development plan and these are illustrated in the individual sections. The design of the construction and the different uses are accommodated in one or more buildings. The organization range internal development deals with the traffic routes, courses, doors and gates, staircase, escalators, pre-arranged escape routes, elevators, loading ramps and building hatches. The internal development system also deals with how the different buildings are connected in regards to the movement of people and goods; this could be done either vertically or horizontally. The elements of an organization must be functional and their constructional design must meet the respective demands from the inside and out. Consideration of plumbing, utilities supply, fire-extinguishing equipment, garbage and waste plants, kitchen plants, heavy and weak current plants, lighting systems, heat supply plants, ventilation and air conditioning systems as well as dust extracting installations is very important. Therefore, the employment of technical plants for production with higher technology constantly increases the influence of the building engineering on the design and construction plays an ever more meaningful role.

2. EFFECTS OF A SUITABLE WORK ORGANIZATION ON THE HUMAN ENTERPRISES

New technologies have and will increasingly cause drastic changes in the range of operational funds, buildings and on human life. Any modern enterprise should consider the larger meaning of work quality and a working environment; it should additionally promote the abilities of the employee and identify with the project and/or product. In industrial design, it is generally accepted that enterprises are also understood in terms of a social system. The project needs to show a profit, but not at the cost of the health and safety of human beings. Summarized below are factors that influence industrial building and involve:

Requirements of the socio-cultural situation, this may also consider ecological consciousness.

New manufacturing technologies and Labour Organization forms, such as: The employment of microelectronics including robots, requirements for product dimensions and their sensitivity, etc. Other important factors to consider are the continuing increase in the education level of the population, the effect of work on the quality of life, effects on the natural environment, and increased ecological consciousness. Communication and human relations: In industry, labour is not seen as simply a factor of production, but more as human beings with specific demands that go beyond those of a component of a machine who can be replaced. An enterprise should recognize that the organization of the work, as well as the work environment, should contribute to profit but should also develop the social and emotional well being of the persons employed. According to building regulations, civil rights of an owner entitle the owner to leave a building in its present condition or to develop it as necessary. This is known as construction liberty. This construction liberty is in the public interest as well as the protection of neighbors and is restricted both by the law and works management. This creates a multiple interest issue and requires a grant from the building authority. It must also include protective regulations that direct the enterprise to ensure a suitable work environment based on modernized health and safety regulations.

3. REQUIREMENTS THAT FUNCTION AGAINST THE ENTERPRISES

Government regulation requires that employers take measures to protect their employees through the consideration of certain general principles:

1. The avoidance of risks
2. An estimation of unavoidable risks
3. Danger at the source/location
4. Consideration for fellow employees this applies not only to the ergonomic organization, but also to the work and manufacturing method (e.g. monotonous work, machine-certain rhythm).
5. Awareness and consideration for state-of-the-art
6. An elimination and/or reduction of dangers
7. The planning of work hazard mitigation measures with the goal of coherently linking technology, labour organization, and working conditions, social relations and environmental influences on the job.
8. A collective and individual protection from danger
9. Provision of suitable instructions provided to employees.

4. LEGAL OBLIGATIONS TO TRAFFIC DEVELOPMENT AND BUILDING SITE SAFETY

Building site safety is regulated in accordance to traffic, such as construction equipment (bulldozers, etc.), public thoroughfare (pedestrians and drivers). Safety devices, such as disposal shoots, barricades and warning signs etc., must be implemented. In addition to the mentioned safety devices, other necessary measures must be taken to prevent hazards. Care must be taken so that concern for the rights of pedestrians is shown. A covered pedestrian walkway on construction sites is demonstrated in figure 1.

- closed boards
- wire and plastic networks
- slats
- reinforced steel mats establishing safety for pedestrians within range of site may be necessary

Routing of traffic within the building site and building employee protection regulation

- keep free of obstacles and wastes
- protection from falling articles
- protective cover
- clear visibility of entrance and exit signs

An example of traffic management mechanisms on the building site is demonstrated in figure 2.

- safety device of building sites, traffic rule plan

Within the turning range beacon/guidance cones are estimated per/m misalignment

- in the traffic bottleneck beacon/guidance cones per 30 m
- light security, with a light illumination of min. 180 mm
- White passes to right
- Red passes to left
- Yellow is a general warning light and direction is by a red light

A general rule plan of safety device on building sites is illustrated in figure 3.

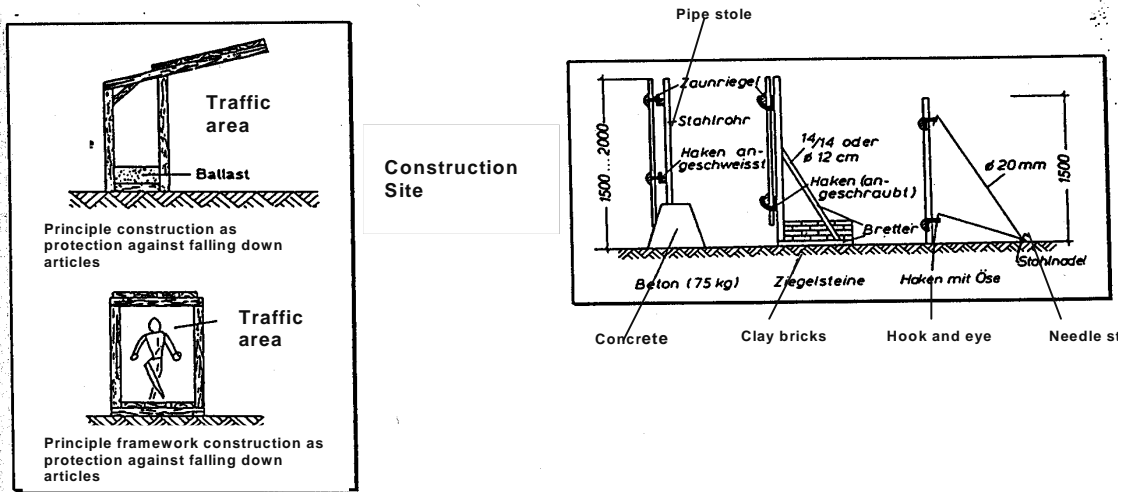


Figure: 1. a covered pedestrian on construction sites

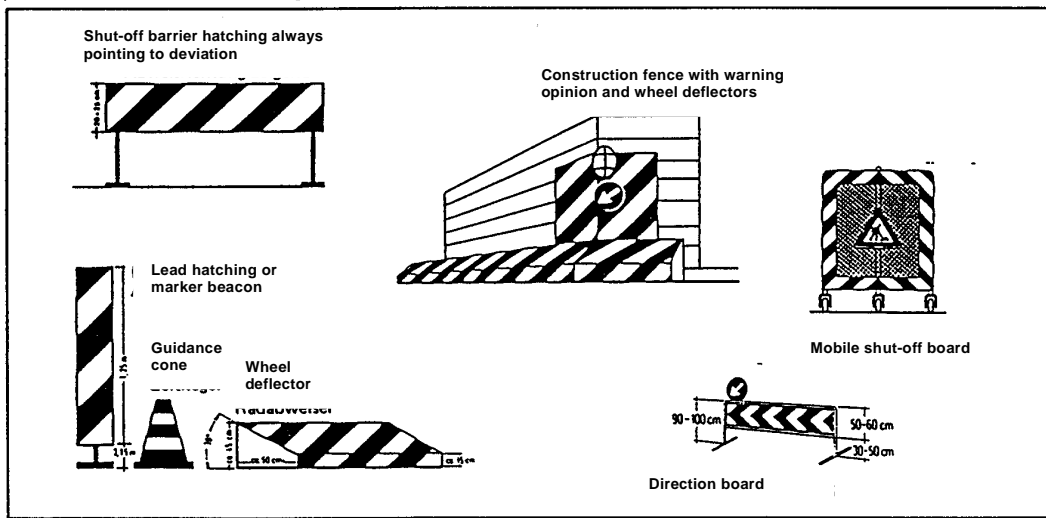


Figure: 2. various traffic management mechanisms on a building site

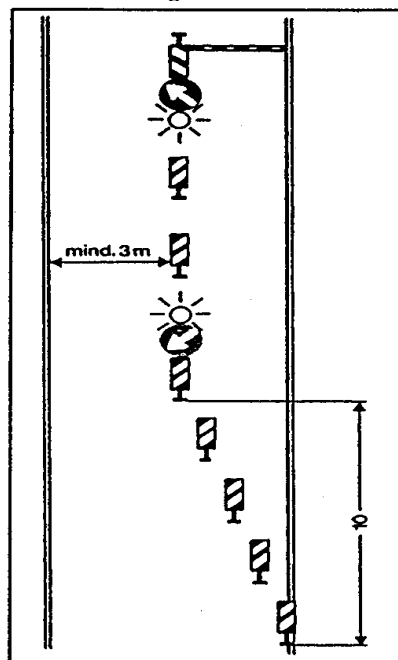



Figure: 3. a general rule plan of safety apparatus on building sites

Traffic development and building



Site Safety



5. PRODUCTION DEPARTMENT

For the use range of production, essentially three building types exist: Low-rise buildings, hall constructions and multistory buildings. Distinction criteria such as the sketch and building cross section are affected by various requirements and determined for selection.

1. Low rise buildings permit a relatively good utilization of property, the arrangement of the operational funds in one level, as well as the easy conversion and accessibility of the operational funds. The basic forms, which are used in the industrial building, are low rise building with horizontal and/or bent roof - spatial framework, low rise building from barrel-vault shells, low rise building from conical-flat reinforced concrete.

2. Hall constructions are typical of industrial buildings. Elevator dimensions with a pronounced longitudinal development are required for technical reasons. The static structure of resounding permits different possibilities. The choice of the system hangs off the spans, the crane equipment, establishment conditions and the building materials. In addition, the question of a later extension of one resound is the influence of static structure. Single arched shell construction: transverse tons, proportion of the spans is shown in figure 4.

3. Many jobs can be accommodated in multistory buildings. Vertical transport of materials is much easier than stairs. The loads cannot be too large therefore; to be transported several loads may be required. A resound is usually made of individual binders. Resounding can be an arc-shaped training of the cross section when the bending tensions are reduced, which is even better when widespread reinforced concrete resounding is used.

4. Resounding the central ship is often high-led for lighting-technical reasons across the side ships. The wing unit of an industrial hall develops primarily from a functional necessity, however always with a form associated with its area and shape. A saw tooth roof with suitable window band, each unit is individually supported as shown in figure

5. Even if the wing unit should be more or less veiled later by extension elements and installations, obtain the area formed by the wing unit, e.g. a low-rise building with straight, horizontal binders rather as oppressive and orientation less, as one resound with elbow binders. A Conical shell with a grader boundary as the tie rod is shown in figure 6.

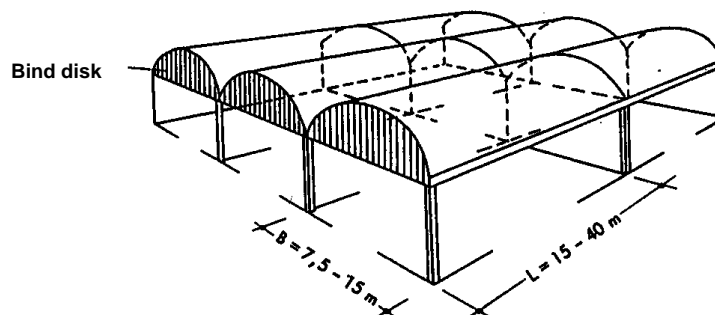


Figure: 4. Single arched shell construction: transverse tons, proportion of the spans




Figure: 5. A saw tooth roof with suitable window band, each unit is individually supported




Figure: 6. conical shell with a grader boundary as the tie rod

5.1. Research and development range

If the appropriate surface of the research range cannot be accommodated in independent buildings then space must then be provided in other buildings with other use ranges. Most buildings of this kind (laboratory area, Technical etc.) are subject to the special functional requirements and monitoring regulations and therefore they are generally only used conditionally. Structural development is characterized by a high degree in installations by most different media (such as gases, chemicals etc.)

5.2. Supply and disposal range

All industrial companies need buildings for supply and disposal, in which the delivery of media from the public net takes place and or materials for the special company-owned use are prepared. These areas and plants are mostly integrated as cultivations, basements or roof systems in buildings of other use ranges. Otherwise they are accommodated in separate objects, flat or hall constructions. In this case there are fewer employees required because of electronic measuring and automatic control. The following functions are to be assigned to supply and disposal range:

1. The heating system of an industrial company usually consists of plants for the heat production, the piping and the heating surfaces. The power supply of the enterprise will provide sufficient heat for the plants. The heating enterprise must be safe, sufficient for hygienic requirements and cause no improper loads.
2. Operations rooms are considered to contain current supply transformer stations as final electrical and business premises. The areas with transformers in those should as be accessible as possible for transport, operation and fire fighting.
3. Water supply: The water

supply to an industrial company is of great importance particularly in connection with fire fighting. Water supply through an elevated tank connected to a local pipeline is essential.⁴ Wastewater treatment: The building of company-owned purification plants should be close, if wastewater in such quantities results or exhibits contamination drains into a nearby stream a company-owned purification plant should be nearby. The choice of the system that can be used depends on the quantity and the kind of the wastewater resulting from the enterprise. Also the possibility must be examined, in which released wastewater could be recycled, (e.g. use as cooling water).

6. REQUIREMENTS SUITABLE FOR HUMAN WORK ORGANIZATION AND THEIR EFFECTS ON THE INDUSTRIAL BUILDING DRAFT

Requirements are placed ever more frequently on a more suitable working atmosphere, so that the satisfaction and the well-being of employees are strengthened. The organization with the industrial building draft is of great importance. The progress in technology, in economic and in social ranges continuously influences the organization of the industrial building. Important criteria include feasibility, stability and employee well-being. Organizations support the mental and physical well-being of employees, as well as promoting professional development, motivation and good health. Operational, structural and ergonomic organization ranges must be placed under these aforementioned criteria for a suitable working atmosphere, which will naturally lead to structural development.

6.1. Operational organization ranges and their consequences for structural development

The operational organization falls under the organization range of the product. The choice of the product and working conditions are largely predetermined by the organization. The building and operational funds have a substantial influence on preliminary decisions, also belonging to the technology range of the organization. New requirements affect the industrial building as new technologies emerge. This requires that flexible production systems be installed. Further, the organization range operational funds will have a substantial influence on the organization of the industrial building. e.g. the boundary conditions for the techno organizational organization become fixed by the choice of the operational funds i.e. Machine dimensions are to be considered in area requirements, the machine weight with the construction of the building; the foundations are to be determined based on the resulting loads. In the future, personnel will be required to take into account both the classification of rooms and changes that may be made.

6.2. Organization

The organization regulates the relations between humans and the operational funds. The success of the operation depends on all groups working cooperatively to achieve their goals:

1. Techno organizational organization: this marks the cooperation of the operational funds: production method (single, series, mass production) manufacturing structure (rows, direction structure) manufacturing form (workshop, groups, flow production) mechanization degree (individual performing on machines, therefore easement of the manual work) Degree of automation (i.e. how automation is carried out and its effect on employees).

2. Socio-organizational organization: People feel the effects of the organization. The importance is that it coordinates its needs, receives all necessary information in order to do its work, and possesses a plan of action for

implementation. Abilities and difficulties must be considered. Cooperation will be influenced by leadership style which is either authoritarian or participative. The techno organizational organization criteria have a substantial influence on the arrangement of the operational funds and on jobs. Following clarification, the requirements are on: The room size, distances, the construction system (wing unit, cover, and soil), the building services (disposal of the operational funds, etc.) are defined, and important conditions, such as; support rasters and room heights are specified.

7. ERGONOMIC ORGANIZATION RANGES AND THEIR CONSEQUENCES FOR STRUCTURAL DEVELOPMENT

Ergonomics is the study of persons in their working environment. It concerns itself with the human efficiency and maximum stress levels and appropriate measures within the organization that need to be taken in order for an adjustment of and for the effect this may have on the employees. It examines the biological and psychological conditions regarding the relationship between humans and technology. The possibilities of the work place layout as well as the environmental influences are almost completely determined by structural conditions. Room climate, room air, colors, lighting (both natural exposure and artificial), etc. will play a vital part of the ergonomic requirements, which will consequently make for more suitable working conditions.

7.1. Work environment

In order to meet the ergonomic requirements of the job, special attention must be paid during the building design and organization to the following points:

- a) Space and area requirements
- b) Arrangement of the jobs
- c) Flexibility

The space requirement depends on the area requirements and the required room size is dependent on minimum values for the light room height. The determination of area requirements are to be included in the operational fund, including operating areas as well as individual working areas. In addition, preventive measures and safety margins are to be taken into account. The floor space is sufficient for each employee if at least 2 m² connected unadjusted floor space is present in direct connection with the job or in direct proximity. The soil must be stumble resistant and must exhibit a slip free surface. In the reference to the safety margin the danger places are to be secured in such a way that access to dangerous areas are prohibited.

Safety margins and protected zones are specified as follows in most of Labour Protection Regulations: The operational fund surface is specified not only by the form and size of the operational funds, but also by its function. Serving machines must have sufficient space, easy accessibility and proper safety mechanisms. The workbench is correct if it exhibits the required form and height. If one works with dangerous working materials, the surface of the workbench must be clean and free of obstructions. Areas where jobs are highly automated and where transportation and material handling are completely automated must be secured from unintended entry. When the conventional production area is in the planning process, attention is to be paid to the creation of possibilities both for formal and informal communication. A good possibility of communication represents the delivery of the work articles (work- pieces), if it takes place via the operating personnel. Changes in the enterprise such as: renovations, extension, modernization, rationalization or

automation must not lead to bottlenecks, unfavorable flow of materials or negative working conditions for the employee. Therefore, in the planning there must be flexibility in transportation storage as well as all uses of an industrial building.

7.2. Room climate

The climate is a comprehensive term for all physical factors, which affect the heat exchange between bodies and environment. Affecting factors are:

Air temperature, humidity and movement i.e. air speed, contributes to the comfort level. Therefore, both air and temperature and middle radiation temperature must be considered. If the radiation-temperature of a surface and/or a source of radiant heat deviate substantially from the ambient temperature, a radiant heat measurement is required in degrees Celsius ($^{\circ}\text{C}$). With work with small physical demand the ambient temperature should be between 19 and 25 $^{\circ}\text{C}$. With work with a relatively normal physical demand, the ambient temperature should be between 18 and 24 $^{\circ}\text{C}$. With work with a relatively strong physical demand, the ambient temperature should not be below 12 $^{\circ}\text{C}$. In reference to the air space the following is to be considered: For each employee in a closed area, depending upon weight of the work, an air space from 12 to 18 m^3 must be available. At least 12 more m^3 /employee for work with small physical demand and at least 15 more m^3 /employee for work with normal physical demand. At least 18 more m^3 /employee with work with strong physical demand and/or with difficult working conditions such as heat, air pollution etc. If additional persons (e.g. customers) are present, the indicated values should be increase by at least 10 m^3 per person in each case. Possible installations such as furniture must be considered.

The relative air humidity is a measure for the water vapor quantity of air in the comparison to the maximum possible water vapor quantity. It is measured with an aspiration Pyrometer, hair hygrometer or an electrical hygrometer, with data in percentage. With work of small, normal and strong physical demand the air humidity between 30 and 70 %, with air conditioning systems between 40 and 70 % is required. Air speed, speed with which air flows by the area is measured with an anemometer; the values are indicated in m/sec. With work of small physical demand air speed max should be 0, 10m/sec. With work of normal physical demand air speed max should be 0, 20 m/sec. With work of strong physical demand air speed should not be felt unpleasantly.

7.3. Ventilation of workspaces

In workspaces, it is to be ensured that air is supplied as free of impurities as possible. Air of small oxygen content and high carbon dioxide content must be exhausted. The ventilation must take place in such a way that the areas are ventilated as evenly as possible. In the case of artificial ventilation where for one hour, the employee works with small physical demand, a fresh air quantity of at least 35 m^3 supply; with work of normal physical demand, a fresh air quantity of at least 50 m^3 , with work of strong physical demand a fresh air quantity of at least 70 m^3 is required for everyone in a work space constantly employed. For more difficult conditions of work, like increased thermal effect, these fresh air quantities must be higher by at least a third

7.4. External sun protection

Advantages with external sun protection: If optimal heat rejection were demanded with an unhindered view and glare-free daylight conditions, then most likely the mainly effective method would be that which would interrupt the sunbeams before they come at all into contact with the glass (windows). The sun protective systems illustrated above come in two variants: With forms and z-shaped lamellas from high-quality aluminum. At the solarium, above the windows as

horizontal out collar element installed, the sunbeams are intercepted directly by shadow at the exterior of building and permit, at the same time, a completely free daylight entrance. With heater/ventilation and air conditioning attention is to be paid to the different heating/cooling load of differently oriented building parts (south side sun / north side shady), allowing the temperature to be more easily regulated.

Appropriate thermal insulation, heat storage, diffusion security, proper ventilation and artificial air humidification can avoid overheating that may occur.

In order to yield productive results, the employee must feel comfortable in his work area. Therefore, apart from the conditions of the work activity and clothes, the climatic criteria stated above must be fulfilled.

8. LIGHTING

Light belongs, in the physical sense, to the electromagnetic radiation. It spreads in the form of electromagnetic waves and thereby transports energy. The light related energy has a great importance for lighting of the areas and for the energy balance of daylight and artificial light. Daylight differs from the artificial light by the fact that the source of light lies outside of the building and cannot be controlled. The balance of daylight and artificial light is necessary in many areas, in order to illuminate sectors without windows continuously.

8.1. Natural exposure

Working places in buildings must receive as much natural light as possible. They should be equipped with mechanisms to provide for both the security and health of the employee, and sufficient artificial lighting must also be provided where required.

8.2. Exposure in workspaces

Work spaces must, as far as the kind of job or the purpose of the area does not oppose, include free light entrance surfaces, (such as windows, upper-light or domes), whose coverage area must include at least one tenth of the floor surface of the work space. Workspaces must as evenly as possible be naturally exposed to light. Light entrance surfaces must be so constituted that unfavorable effects of direct sunlight are avoided.

8.3. Artificial lighting of the workspaces

Lighting mechanisms must also be arranged and procured to minimize the disturbing direct influence of light on the eyes. Reflected glare, flares and stroboscopic effects must be avoided. Necessary lighting mechanisms must also be installed so that no falsification of color arises.

9. EUROPEAN ENVIRONMENTAL AWARENESS

Environmental awareness is clearly more strongly pronounced in Central Europe. Pioneering roles have been played in particular by Austria and Germany and partly by the Netherlands. The intensity of the legal regulations also corresponds to that extent. The European Union has provided member states with a guideline for environmental compatibility and these guidelines must be taken during the permission phase of relevant construction projects and must also be acknowledged by any industrial enterprise. For the companies in the European common market, a building product guideline and a building coordination guideline were also introduced. These include requirements for hygiene, health and environmental protection. These guidelines were also stipulated to be the basis for all legal regulations and standards in the future. A further basis was the European Charter of

environment and health, which was accepted by 29 states. Forerunners are guidelines of the World Health Organization (WHO), which referred promptly to the rights of humans to physical, mental and social well-being.

A large number of laws, guidelines and standards for the protection of the vegetation, soil, water and air as well as people, have since been implemented in the European jurisdiction.

10. CONCLUSION

In conclusion, by implementing standard health and safety regulations into the designing phases of construction does not mean a restriction of the designing liberty, but rather that specialists should be led to exhaust the possibilities to create a humane work environment. The objective of the detailed justification in the subject matter is a practical conversion of specific regulations based on new developments in construction management. Thus, the question arises, how can a suitable humane working environment act in accordance with the amending laws that can affect the future responsibilities of industrial construction?

The implementation of this purpose requires teamwork, particularly between the engineers involved from design to construction. In the context of the organization, industrial building consideration has to be taken based on two factors: human and type of work. The civil engineer cannot carry out this task alone; therefore, cooperation of the specialists taking part in the planning and building process is almost compellingly necessary as a group and/or team, in order to achieve a successful outcome. Most importantly, in order to realize optimum results that will benefit the industrial organization while expanding on the concern for the health, safety and psychological well being of the employees, the implementation of the practices mentioned into industrial construction operations must be taken into consideration.

REFERENCES

- [1.] Abdallah Ahmed., Technical University of Vienna, Austria, developed by Ahmed Abdallah, 2007
- [2.] Broke, O. Hanover: Contributions from technical periodicals of the yearly, 2006.
- [3.] Chamber for personnel and employee for Vienna and Austrian trade union federation: Suitable for humans work organization, 2007.
- [4.] Chamber for personnel and employee for Vienna: Driven recognize - dangers avoid 2007
- [5.] Heigl: Bases of the over-local space planning, town construction, 2006.
- [6.] K. Grassland protection in the planning law, publishing house Oracle, 2006.
- [7.] Kuhn: Management, publishing house, 2005.
- [8.] Liehr: Working documents to the training meeting: Selected chapters from the building and plant right, DO Vienna, 2006.
- [9.] Neufert: Building design teachings, publishing house viewing, 2007.
- [10.] Newspaper: The work inspection, Federal Ministry for work and social, Vienna, 2005.
- [11.] Sommer, W., Industrial building - suggestions for code-signing, publishing house of the OEGB, 2006 Splendour: Light and spatial arrangement, publishing house C.F. Mueller, Heidelberg technical periodical: Industrial building, 2006.
- [12.] Tom M.: Ecologically tarpaulins and building, publishing house viewing, 2007.