



DETERMINATION OF PULP CHIPS PREHEATING RATE METHODOLOGY AND PRELIMINARY RESULTS

Valentine MIROSLAVOV TZOLOV, Viktor PETROV SAVOV
Petko MARINOV BAIRAKTAROV

UNIVERSITY OF FORESTRY –SOFIA, BULGARIA, FACULTY OF FOREST INDUSTRY,
DEPARTMENT OF WOOD MECHANICAL THECNOLGY

ABSTRACT:

At the present paper are presented the objective, the experimental methodology and preliminary results of research project aiming to establish main interdependences between pulp chips preheating rate and fiberboards properties. It is overlooked main fiberboards properties, according to the requirements of European standards – EN (Europäische Norm), the methods for determination of pulp chips and pulp mass properties and the methods and apparatuses for determination of fiberboards properties. It is also conducted analyze of the preliminary test results.

KEY WORDS:

Research, methodology, fiberboards properties, preheating rate, preliminary results

1. INTRODUCTION

There is a condition of market shortage of fiberboards production in Europe [1], which imposes conducting of an analysis, aiming to optimize the technological rates.

Quality of pulping process is essential for the final quality of fiberboards, for the total energy input, and for the percentage yield of wood raw material [2], and preheating of pulp chips is very important process in engineered pulp production. That imposes heat treatment of pup chips, from given wood spices, to be accomplished at optimum rates. During the preheating of pulp chips compound process of heat interchanges accrued and because of that the preheating rates can not be determinate only by theoretical methods. This imposes conducting of experimental analyzes aiming to establish interdependencies between pulp chips preheating rates and fiberboard properties.

2. OBJECTIVE OF THE RESEARCH PROJECT

The objective of research project is to establish main interdependencies between pulp chips preheating rate and fiberboards properties. To achieve the objective the following tasks must be worked on:

1. To determinate which fiberboards properties will be observe, and by their alternations to establish quality of pulp process;
2. To clarify and substantiate the technological parameters of fiberboards manufacturing after pulping process and to stabilize this parameters;

3. To substantiate the main parameters of “Asplund” method pulp chips preheating rate;
4. To formulate the experimental plan;
5. To accomplish the experiment;
6. To summarize and analyze the experimental data.

3. FIBERBOARDS PROPERTIES

The first step of compiling the experimental methodology is to determinate which fiberboards properties will be observed. For this propose the standardization requirements must be examined.

The definitions, classification and symbols of wood fiberboards are given in EN 316:2001. The specifications of fiberboards are given in EN 622:2001.

According to those standards the main fiberboard properties are: density, bending strength, moisture content and swelling in thickness after immersion of water.

And for the hard boards (density up to 900 kg/m³), values of these properties must vary as follow: bending strength – from 25 to 40 N/mm²; swelling in thickness – from 8 to 35%.

4. METHODS AND APPARATUSES FOR DETERMINATION OF PULP CHIPS AND PULP MASS PROPERTIES

In this research the choice of pulp chips and pulp mass control properties was accomplished according to the practices of technological control in fiberboards manufacturing and especially according to the practices in “Lessoplast” PLC – Trojan by taking into consideration the presence apparatuses in factory laboratories.

The control properties are as follow:

For the pulp chips: fractional composition (chips size) and moisture content.

For the pulp mass: freeness and temperature.

To determine the size of pulp chips will be used vibration screen machine with three screens as follow:

Coarse screen – diameters of outlets $d = 30$ mm;

Medium screen – diameters of outlets $d = 10$ mm;

Fine screen – diameters of outlets $d = 10$ mm.

The screens dimensions are as follow – width/length: 450/450 mm.

The process sequence follows: one kilogram of pulp chips are feed into working machine for 30 second, then machine is stopped and the fractions are assessed in percentages. For example if the weight of pulp chips from coarse fraction is 245 g, then relative part of coarse fraction is 24,5%.

The method for determination of moister content of pulp chips is as follow:

500 g pulp chips are taken after the sorting machine. The weight of the sample is determinate whit exactitude of 0,1 g. Then the chips are dried in drying-oven whit temperature $102 \pm 3^\circ$ until constant weight.

The moister content is determinate by the equation:

$$H = \frac{m_H - m_o}{m_o} \cdot 100, \% \quad (1)$$

where:

m_H – weight of pulp chips before drying, g;

m_o – weight of pulp chips after drying, g.

The moister content of pulp chips in fiberboard manufacturing must be in limits from 40 to 60%.

The determination of moisture content, in industrial conditions, must be accomplished in period of 2h.

The freeness of pulp mass will be determined by using Defibrator pulp freeness tester, fig.1. Range of tester is from 9,6 DS (water alone) to 110 DS (Defibrator seconds).

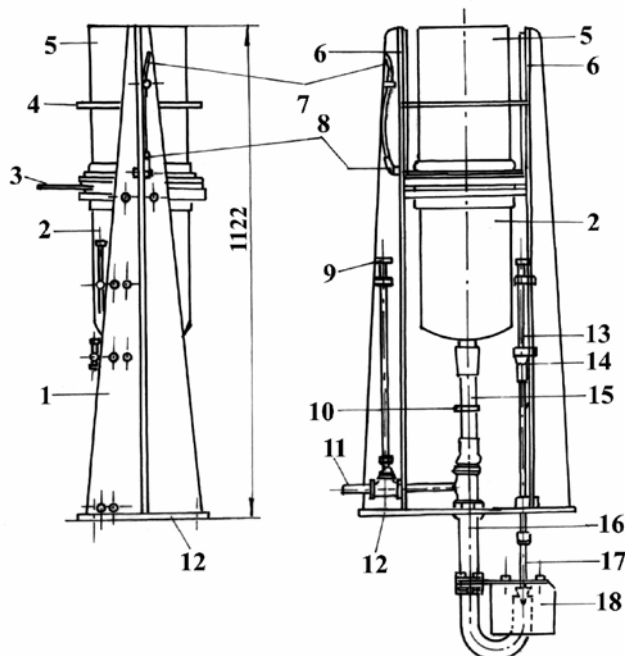


Figure 1. Defibrator pulp freeness tester

1 – stand; 2 – bottom cylinder (stationary); 3 – screen; 4 – fulcrum-idle wheel; 5 – top cylinder (movable); 6 – stem of top cylinder; 7 – handle of top cylinder; 8 – spring bolt; 9 – wheel of water inlet valve; 10 – level indicator; 11 – water inlet valve; 12 – foundation; 13 – plug ring of the valve; 14 – bolt; 15 – glass tube; 16 – tube; 17 – drain valve; 18 – plug valve

When the concentration of pulp mass in the tester achieves 1,28%, the drain valve is opened and simultaneously the chronometer is started. Straight away when the last amount of water passed level indicator the chronometer is stopped.

The time for water outflow shows the freeness in DS. For example 23 s correspond to freeness degree of 23 DS. Freeness degree must be determined with exactitude of 0,1 DS.

The temperature of pulp mass is determined by non-contactable thermometer (infra-red radiation), with exactitude of 0,1° C.

5. METHODS AND APPARATUSES FOR DETERMINATION OF FIBERBOARDS PROPERTIES

Fiberboards properties must be determined according to the requirements of European Standards (EN – Europäische Norm).

The main norms of sampling, cutting and expression of test results for fiberboards are given in EN 326-1:2001 "Wood-based panels – Sampling, cutting and inspection – Part 1: Sampling and cutting of test pieces and expression of test results".

The dimensions of test samples for fiberboards testing are determined in EN 325:2001 "Wood-based panels – Determination of dimension of test pieces". The thickness must be determined with exactitude of 0,01 mm. The measuring of length and width must be accomplished with exactitude of 0,1 mm.

The determination of moisture content of fiberboards must be accomplished according to the requirements of EN 322:2001 "Wood-based panels – Determination of moisture content". The result of determination can be used to evaluate moisture content of fiberboards according to EN 326-1:2001.

The moisture content H for every sample must be estimated in percentage of his weight, with exactitude of 0,1%, using the equation:

$$H = \frac{m_H - m_o}{m_o} \cdot 100, \% \quad (2)$$

where:

m_H – weight of test sample before drying, g;

m_o – weight of test sample after drying, g.

The determination of fiberboards density must be accomplished according to the requirements of EN 323:2001 "Wood-based panels – Determination of density".

The test result can be used to evaluate fiberboards density according to EN 321-1:2001.

The density, ρ , of every sample (in kg/m³), should be estimated using the equation:

$$\rho = \frac{m}{b_1 \cdot b_2 \cdot t} \cdot 10^6, \text{ kg/m}^3 \quad (3)$$

where:

m – test sample weight, g;

b_1, b_2 – test sample sides length, mm ($b_1 = b_2 = 50$ mm);

t – test sample thickness, mm.

The density must be estimated with exactitude of 0,01 kg/m³.

The determination of bending strength must be accomplished according to the requirements of EN 310:2001 "Wood-based panels – Determination of modulus of elasticity in bending and bending strength".

The bending strength f_m (N/mm²) for every sample should be estimated using the equation:

$$f_m = \frac{3F_{\max}l_1}{2bt^2}, \text{ N/mm}^2 \quad (4)$$

where:

F_{\max} – maximum /destruction/ load, N;

l_1 – distance between fulcrum centers, mm;

b – test sample width, mm;

t – test sample thickness, mm;

The bending strength must be estimated with exactitude of 1 N/mm².

The determination of fiberboards swelling in thickness must be accomplished according to the requirements of EN 317:2002 "Particleboards and fiberboards – Determination of swelling in thickness after immersion in water".

Swelling in thickness G_t for every test sample must be estimated in percentages by the equation:

$$G_t = \frac{t_2 - t_1}{t_1} \cdot 100, \% \quad (5)$$

where:

t_1 – test sample thickness before immersion, mm;

t_2 – test sample thickness after immersion, mm.

Fiberboards swelling in thickness must be estimated with exactitude of 0,1%.

6. EXPERIMENTAL PLAN

With a view to direct application of experimental results in production practices, the experiment will take place in industrial conditions at the fiberboards mill of "Lessoplast" – Trojan.

It will be used pulp chips of beech (*Fagus silvatica* L) and cerris (*Quercus cerris* L) in interrelation 1:2 (33,3% beech and 66,7% cerris).

At the instant technology in fiberboard mill the preheating of pulp chips is accomplished with saturation steam with pressure 0,8 N/mm² and temperature 164,2° C. The duration of preheating should be determined by using the equation

$$t = t_1 + t_3 = \frac{F_o \cdot r^2 \cdot c \cdot \rho}{\lambda} k_1 \cdot k_2 + \frac{q_r \cdot l^2}{8(T_2 - T_1) \cdot \lambda}$$

with accounting of concrete limitations.

Computation of this equation gives for the preheating duration between 1 and 2 min.

For the purpose of research will be defined 6 (six) preheating rates:

- Preheating rate A₁ – steam pressure 0,8 N/mm²; steam temperature 169,6° C; preheating duration 2 min;
- Preheating rate A₂ – steam pressure 0,95 N/mm²; steam temperature 175,25° C; preheating duration 2 min;
- Preheating rate A₃ – steam pressure 0,7 N/mm²; steam temperature 164,2° C; preheating duration 2 min;
- Preheating rate B₁ – steam pressure 0,8 N/mm²; steam temperature 169,6° C; preheating duration 1,5 min;
- Preheating rate B₂ – steam pressure 0,95 N/mm²; steam temperature 175,25° C; preheating duration 1,5 min;
- Preheating rate B₃ – steam pressure 0,7 N/mm²; steam temperature 164,2° C; preheating duration 1,5 min;

From every preheating rate will be produced 8 (eight) fiberboards panels. The technological parameters after preheating will be stabilized at the levels of instant technology in "Lessoplast" – Trojan.

The speed of forming machine will be 21 m/min. Dry content of fiber mat before hot-pressing will be 30%. And the hot-pressing diagram is given in fig.2.

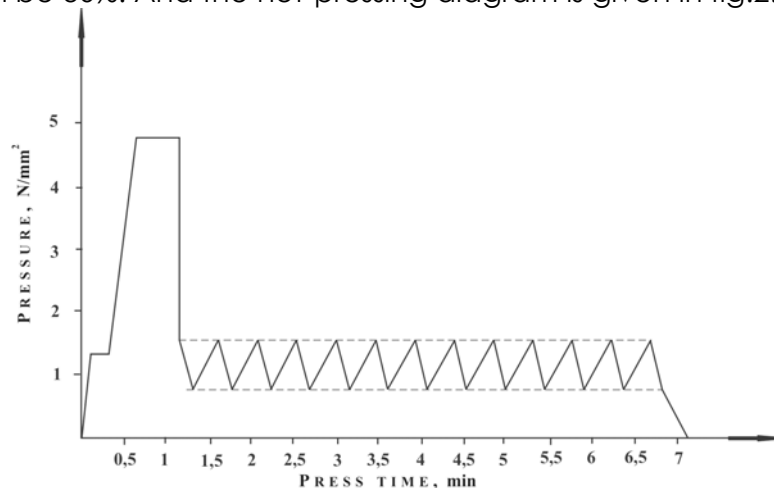


Figure 2. Pressure diagram used in "Lessoplast" – Trojan

7. PRELIMINARY RESULTS

The values of fiberboards properties produced at preheating rates from A₁ to A₆ are presented in tables 1 to 6.

Table.1 Fiberboards properties at preheating rate A₁

Panel number	Freeness, DS	Thickness, mm	Density, kg/m ³	Bending strength, N/mm ²	Moister content after hot-press, %	Swelling in thickness, %
1	22,8	3,3	910,562	35,86	0,6	27,1
2	23,5	3,2	899,398	34,02	0,4	27,1
3	19,7	3,2	912,931	28,34	0,3	24,5
4	21,4	3,2	900,24	27,10	1,0	25,4
5	22,3	3,5	893,736	35,74	0,8	28,8
6	23,0	3,4	898,261	34,48	0,6	27,1
7	22,9	3,3	906,736	36,72	0,3	26,2
8	19,5	3,2	908,184	30,97	0,4	26,4
Average	21,89	3,25	903,756	32,904	0,55	26,575

Table.2 Fiberboards properties at preheating rate A₂

Panel number	Freeness, DS	Thickness, mm	Density, kg/m ³	Bending strength, N/mm ²	Moister content after hot-press, %	Swelling in thickness, %
1	17,8	3,2	896,635	32,21	0,7	28,8
2	19,3	3,4	890,367	31,80	0,3	27,1
3	18,6	3,1	884,652	29,73	0,3	25,4
4	16,3	3,2	875,045	23,52	0,4	27,9
5	17,5	3,3	882,35	27,67	0,7	27,1
6	19,7	3,2	869,381	20,98	0,3	26,2
7	16,4	3,2	890,75	33,34	0,5	30,6
8	19,1	3,4	883,458	25,20	0,4	26,3
Average	18,09	3,25	884,08	28,056	0,45	27,425

Table.3 Fiberboards properties at preheating rate A₃

Panel number	Freeness, DS	Thickness, mm	Density, kg/m ³	Bending strength, N/mm ²	Moister content after hot-press, %	Swelling in thickness, %
1	22,2	3,5	911,083	39,45	0,7	27,1
2	22,0	3,1	896,067	33,62	0,6	28,8
3	18,8	3,3	908,75	35,78	0,3	27,9
4	21,6	3,0	897,433	26,0	0,7	26,2
5	23,0	3,2	902,933	32,07	0,9	27,1
6	21,4	3,4	904,935	28,21	1,3	24,5
7	19,3	3,0	895,783	32,23	1,1	25,4
8	21,8	2,9	908,529	29,91	0,7	28,8
Average	21,263	3,175	903,189	32,159	0,788	26,975

Table.4 Fiberboards properties at preheating rate B₁

Panel number	Freeness, DS	Thickness, mm	Density, kg/m ³	Bending strength, N/mm ²	Moister content after hot-press, %	Swelling in thickness, %
1	17,6	3,1	885,679	20,85	0,4	27,9
2	17,2	3,4	891,836	30,7	0,7	25,4
3	18,3	3,3	890,164	24,15	0,3	26,2
4	17,8	3,2	886,362	22,02	0,3	27,1
5	18,5	3,2	880,215	28,49	0,7	27,1
6	19,0	3,4	875,386	31,35	0,7	25,4
7	18,2	3,1	871,482	22,76	0,7	27,9
8	17,1	3,2	880,02	27,83	0,5	26,5
Average	17,96	3,24	882,643	26,484	0,54	26,02

Table.5 Fiberboards properties at preheating rate B₂

Panel number	Freeness, DS	Thickness, mm	Density, kg/m ³	Bending strength, N/mm ²	Moister content after hot-press, %	Swelling in thickness, %
1	16,2	3,1	866,245	22,81	0,7	27,9
2	17,1	3,1	858,830	24,89	0,7	28,8
3	16,4	3,1	861,723	27,26	0,7	29,7
4	15,9	2,9	852,019	20,94	0,6	25,5
5	15,7	3,1	857,290	26,19	0,5	27,9
6	15,6	3,3	848,693	22,03	0,7	26,2
7	17,3	3,2	856,328	28,68	0,4	25,3
8	16,4	3,1	859,305	25,04	0,5	28,0
Average	16,325	3,113	857,5541	24,73	0,6	27,413

Table.6 Fiberboards properties at preheating rate B₃

Panel number	Freeness, DS	Thickness, mm	Density, kg/m ³	Bending strength, N/mm ²	Moister content after hot-press, %	Swelling in thickness, %
1	20,1	3,0	895,937	24,74	0,7	28,8
2	17,3	3,2	900,1	29,91	0,3	27,1
3	18,7	3,2	902,026	30,42	0,7	27,1
4	19,3	3,3	892,718	28,0	0,3	26,2
5	17,8	3,3	890,771	26,98	1,0	26,2
6	18,5	3,4	889,325	25,67	0,3	25,4
7	17,0	3,5	891,832	27,83	0,6	24,5
8	20,6	3,2	903,402	31,90	0,7	26,8
Average	18,663	3,263	896,1319	28,181	0,575	26,5125

8. ANALYZE OF PRELIMINARY RESULTS

The average values of fiberboards properties at different preheating rates are presented in table7.

Table.7 Average values of fiberboards properties at different preheating rates are presented

Preheating rate	Freeness, DS	Thickness, mm	Density, kg/m ³	Bending strength, N/mm ²	Moister content after hot-press, %	Swelling in thickness, %
A ₁	21,89	3,25	903,756	32,904	0,55	26,575
A ₂	18,09	3,25	884,08	28,056	0,45	27,425
A ₃	21,263	3,175	903,189	32,159	0,788	26,975
B ₁	17,96	3,24	882,643	26,484	0,54	26,02
B ₂	16,325	3,113	857,554	24,73	0,6	27,413
B ₃	18,663	3,263	896,132	28,181	0,575	26,513

In figure.3 and 4 are presented the variation of fiberboards density and bending strength at different preheating rates.

From the presented data can be seen that highest density and bending strength had the fiberboards produced at preheating rate A₁, respectively 903,189 kg/m³ and 32,904 N/mm². And lowest values of those indicates had fiberboards produced at preheating rate B₂, respectively 847,554 kg/m³ and 24,73 N/mm². The relative drop of fiberboards density at the others preheating rates, in comparison whit A₁ is as follow: – 2,18%; A₃ – 0,06%; B₁ – 2,34%; B₂ – 5,11%; B₃ – 0,84%.

The presented data leads to the conclusion that optimal preheating rate, for concrete wood-raw material, is preheating rate A₁, whit parameters – steam pressure 0,8 N/mm²; steam temperature 169,6°C; and preheating duration 2 min.

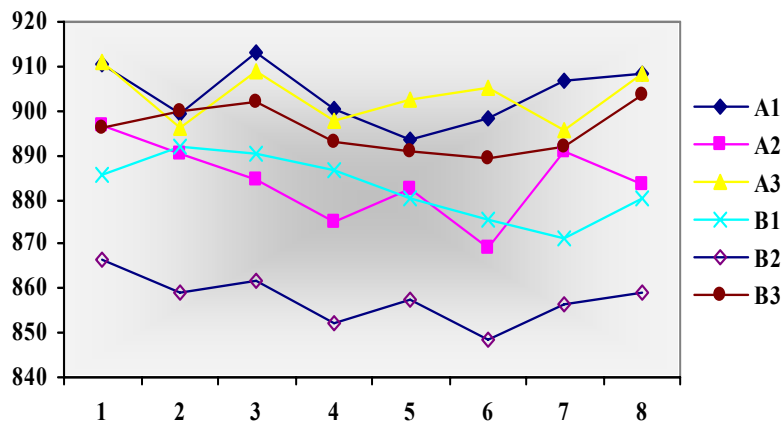


Figure3. Variation of fiberboards density at different preheating rates

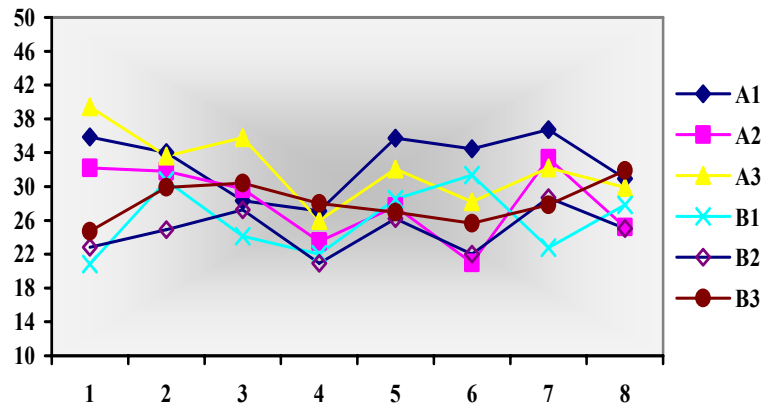


Figure4. Variation of fiberboards bending strength at different preheating rates

The drop of fiberboards properties whit decreasing of preheating duration is explained whit insufficient time of pulp chips heating and insufficient time for whole quantity of lignin in middle lamella to exceed his glass point.

While the drop of fiberboard properties whit increasing of steam pressure can be explained whit decreasing of pulp chips passage time through defibrator's plates, that for the concrete boundary preheating parameters limits can not be compensate by the positive temperature gradient.

This imposes extension of pulping process parameters whit accounting of mechanical processes their dynamic and kinematics.

In fiberboards manufacturing technological parameters of production processes can not be stabilized enough for research purposes. That imposes, in order to determined accurate interdependences between pulp chips preheating rates and fiberboards properties, conducting of laboratory experiments, in conditions maximally simulating the industrial ones, and whit highest degree of stability of others considerable technological factors.

REFERENCES

- [1.] Cost saving in fiberboards production: P-Series of Defibrator system produces customized fiber. Panelboard Highlights, p.23 – 27. Metso paper, 2006.
- [2.] Timber Committee, Timber market report, Geneva, 2006.
- [3.] EN 310:2001. Wood-based panels – Determination of modulus of elasticity in bending and bending strength.
- [4.] EN 316:2001. Wood fiberboards – Definition, classification and symbols.
- [5.] EN 317:2002. Particleboards and fiberboards – Determination of swelling in thickness after immersion in water.
- [6.] EN 322:2001. Wood-based panels – Determination of moisture content.
- [7.] EN 323:2001. Wood –based panels – Determination of density.
- [8.] EN 325:2001. Wood-based panels – Determination of dimension of test pieces.
- [9.] EN 326-1:2001. Wood-based panels – Sampling, cutting and inspection – Part 1: Sampling and cutting of test pieces and expression of test results.
- [10.] EN 622:2001. Fiberboards – Specifications.